


Lesson Plan

Sharing Stories – Exploring the work of Book Aid International

Key Stage: KS2

Lesson duration: 1 hour



Learning objectives:

By the end of the lesson, pupils will:

- Understand what Book Aid International does and why it is important
- Appreciate the value of books and reading in different parts of the world
- Reflect on their own reading experiences and how books impact lives
- Take part in a creative activity to promote global literacy


Curriculum links:

- English: Speaking and listening, reading comprehension, writing for a purpose
- Geography: Understanding the wider world
- PSHE: Empathy, global citizenship, valuing education
- Art and design (optional extension): Poster-making or storytelling visuals

Resources needed:

- Projector or smartboard
- Map or globe
- Internet access or pre-downloaded video about Book Aid International
- Paper, pens, coloured pencils

Lesson outline:



1. Starter activity (10 mins): “Sharing stories”


- Ask: “What’s your favourite book, and why?”
- Pupils share with a partner or group
- Discuss: “How would your life be different without access to books?”
- Introduce the idea that not all children have the same access

2. Main input (15 mins): Who is Book Aid International?

- Show a video or presentation about Book Aid International
- Display a world map: highlight countries where Book Aid International works
- Explain their mission: to provide books and support reading in places where books are scarce

Key messages:

- Books help children learn, dream, and imagine
- Some schools have no books
- Book Aid International sends brand-new, carefully chosen books



3. Group discussion (10 mins): Why books matter

- What do books give us?
- Why might someone be excited to receive a book?
- How might reading help someone grow?

Write answers on the board to explore themes: knowledge, joy, empathy, escape

4. Creative activity options (20 mins):

Choose one or two:

A. Design a poster to promote reading

- Theme: “Books change lives”
- Include a drawing and message for a child elsewhere in the world
- Or create a poster promoting your Story Space activities

B. Write a letter

- Title: “Why I Love Reading”
- Pupils write a letter to inspire others. Read the letter out loud to the class or to a partner

C. Role Play / Drama

- Act out a scene: receiving your first book or sharing a story



5. Plenary (5 mins): Reflection

- What did you learn today?
- What would you like to do to help other children enjoy reading?
- How else can we share the power of books?

Extension / homework ideas:

- Research a country where Book Aid International works and create a fact sheet
- Design your perfect Story Space